



Fund Facts

Investment Objective

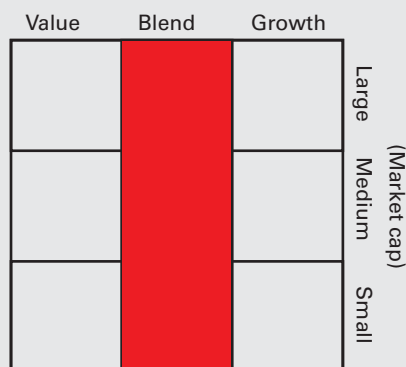
HDF (an open-ended scheme) aims to provide long term capital appreciation by allocating funds in equity and equity related instruments. It also has the flexibility to move, entirely if required, into debt instruments in times that the view on equity markets seems negative.

Fund Information

NAV (₹ / Unit)	10.1570
Allotment Date	24 Sep, 2007
Average AUM (₹ in crores)	104.91
Benchmark Index	BSE 200
Min. Investment Amount (₹)	10,000
Fund Managers	For Equity portion: Jitendra Sriram. For Debt portion: Sanjay Shah
Overseas Fund Manager	Niren Parekh
Exit Load (including SIP/STP)	1% - if redeemed/ switched out [^] within 1 year from date of investment; otherwise Nil

[^] No load in case of switches between equity schemes of HSBC Mutual Fund.

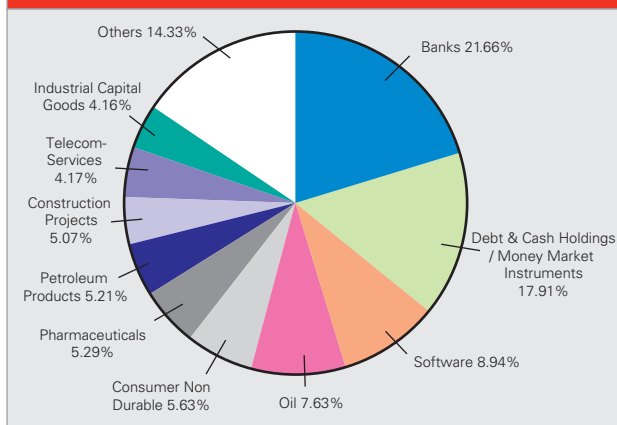
Investment Style



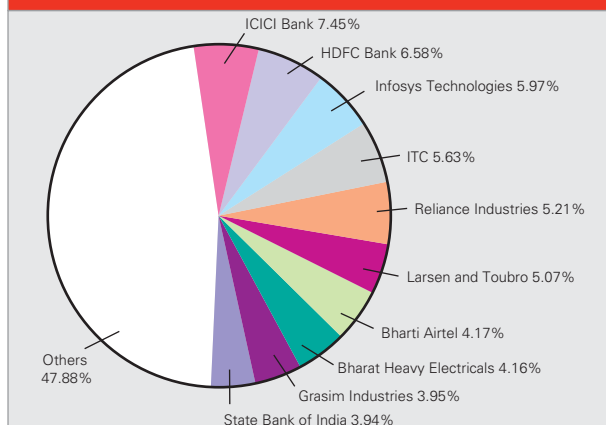
Asset Allocation (%)

Equity	Debt	Cash & Equivalent
82.09	9.14	8.77

Top 10 Sectors

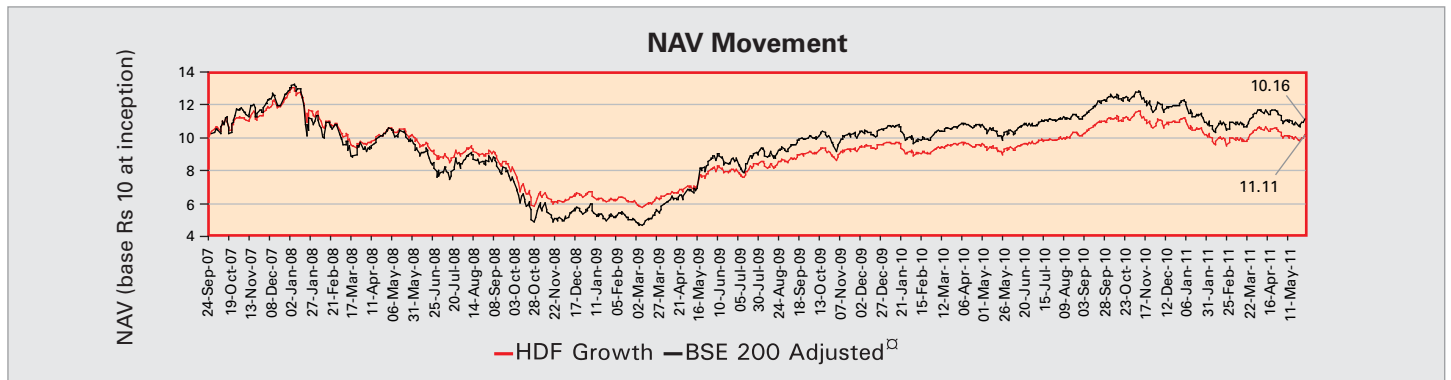


Top 10 Holdings



Concentration Analysis

Scheme Name	Top 5 Holdings (%)	Top 10 Holdings (%)	Top 15 Holdings (%)	Script with Highest Exposure
HDF - Growth	30.84	52.12	70.04	ICICI Bank Ltd. (7.45%)



^a BSE 200 values have been adjusted to a base level of ₹10 at the inception date of HDF.

Performance

Date of Inception 24 Sep 07	Compounded Annualised Returns (%)		
	1 year	3 years	Since Inception
HDF - Growth	8.64	-0.08	0.42
BSE 200	6.94	4.13	2.91

Past performance may or may not be sustained in the future. As per SEBI requirements for performance reporting, the 'since inception' returns are calculated on ₹ 10 invested at inception. Calculations are based on Growth NAVs.

Beta (1 month / daily) 0.6744
Sharpe Ratio# (1 month / daily) -0.0320

#Risk Free rate assumed to be 8.41% - (reference: 10 year T-bill). BSE 200 has been used for calculation.

Recommended Investment Horizon

3 years & above

Statutory Details & Disclaimer

All returns have been sourced from MutualFundsIndia Explorer software unless otherwise stated. With regard to equity schemes (including the equity component of MIPs), Fund performance is calculated on a total return basis (i.e. it includes dividends re-invested) while the benchmark is calculated on a price return basis (i.e. it does not consider dividends reinvested). Investors may obtain Scheme Information Documents and Statement of Additional Information and Key Information Memorandums along with application forms from the office of HSBC Mutual Fund. **Statutory Details:** HSBC Mutual Fund has been set up as a trust by HSBC Securities and Capital Markets (India) Private Limited (liability restricted to the corpus of ₹1 lakh). The Sponsor/associates of the Sponsor/Asset Management Company (AMC) are not responsible or liable for any loss or shortfall resulting from the operation of the Schemes. The Trustees of HSBC Mutual Fund have appointed HSBC Asset Management (India) Private Limited as the Investment Manager. **Risk Factors: All investments in mutual funds and securities are subject to market risks and the Net Asset Value (NAV) of the Scheme may go up or down depending on the factors and forces affecting the securities markets. There can be no assurance that the objectives of the Scheme will be achieved. Past performance of the Sponsor, AMC, Mutual Fund or any associates of the Sponsor/AMC does not indicate the future performance of the Scheme of the Mutual Fund. HSBC Dynamic Fund (HDF) is the name of the Scheme and does not in any manner indicate the quality of the Scheme or its future prospects or returns. Please read the Scheme Information Document and Statement of Additional Information carefully before investing.**

Neither this document nor the units of HSBC Mutual Fund have been registered in any jurisdiction. The distribution of this document in certain jurisdictions may be restricted or totally prohibited and accordingly, persons who come into possession of this document are required to inform themselves about, and to observe, any such restrictions.

HSBC MUTUAL FUND CONTACT NUMBERS

▶ Ahmedabad	098983 77319	▶ Kochi	098954 77319
▶ Andhra Pradesh	098496 77319	▶ Kolkata	033 2213 9919
▶ Bangalore	080 4118 6519	▶ Lucknow	099367 97319
▶ Bihar	099313 97319	▶ Maharashtra / Goa	099600 77321
▶ Chandigarh	0172 500 8119	▶ MP / Chattisgarh	098934 77319
▶ Chennai	044 4200 8719	▶ Mumbai	022 6666 8819
▶ Coimbatore	098944 77319	▶ NCR	099107 97319
▶ Delhi	011 4149 0719	▶ Pune	020 2600 1119 /
▶ Hyderabad	040 6667 4719		020 2600 1121
▶ Indore	098934 77319	▶ Punjab	098769 37319
▶ Jaipur	099280 37319	▶ Uttar Pradesh	099350 97321
▶ Karnataka	099809 27319	▶ Vadodara	098983 77319
▶ Kerala	098954 77319		

For more information contact

▶ www.assetmanagement.hsbc.com/in ▶ sms INVEST to 56767 ▶ email at hsbcmf@hsbc.co.in

Issued by HSBC Asset Management (India) Private Limited



Fund Facts

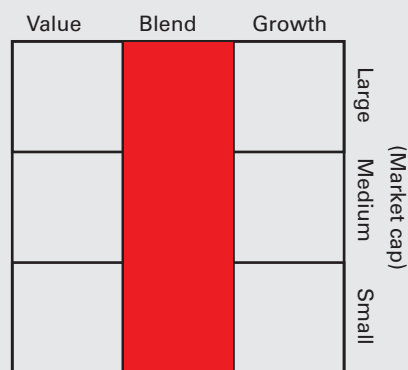
Investment Objective

HTSF (an open-ended equity linked savings scheme) aims to provide long term capital appreciation by investing in a diversified portfolio of equity & equity related instruments of companies across various sectors and industries, with no capitalisation bias. The Fund may also invest in fixed income securities.

Fund Information

NAV (₹ / Unit)	14.3007
Allotment Date	5 Jan, 2007
Average AUM (₹ in crores)	235.33
Benchmark Index	BSE 200
Min. Investment Amount (₹)	500
Fund Managers	Jitendra Sriram & Aditya Khemani
Overseas Fund Manager	Niren Parekh
Exit Load (including SIP/STP)	Nil

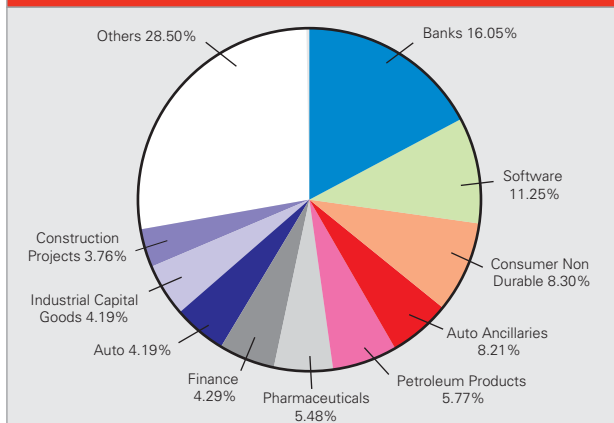
Investment Style



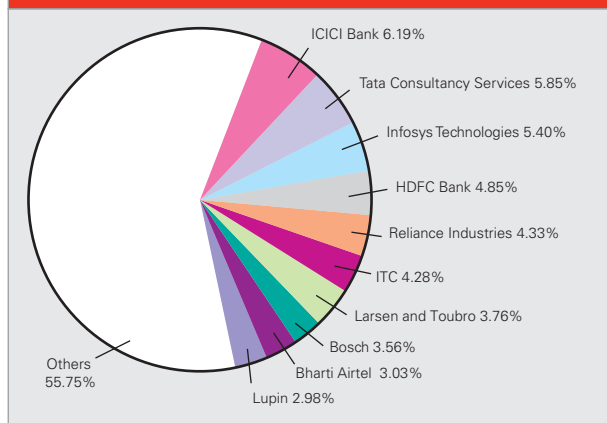
Asset Allocation (%)

Equity	Debt	Cash & Equivalent
97.93	0.00	2.07

Top 10 Sectors

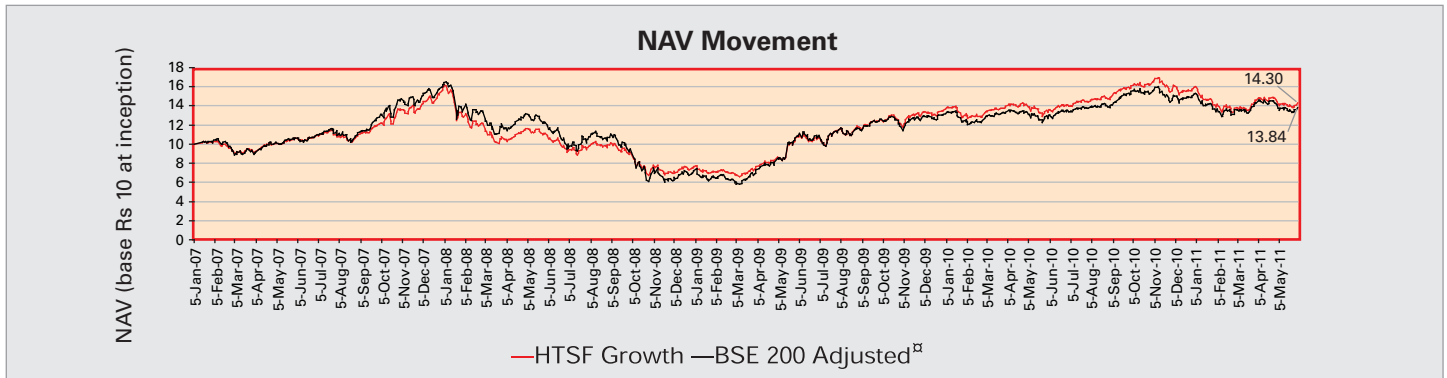


Top 10 Holdings



Concentration Analysis

Scheme Name	Top 5 Holdings (%)	Top 10 Holdings (%)	Top 15 Holdings (%)	Scrip with Highest Exposure
HTSF - Growth	26.64	44.25	57.96	ICICI Bank Ltd. (6.19%)



^a BSE 200 values have been adjusted to a base level of ₹ 10 at the inception date of HTSF.

Performance

Date of Inception 05 Jan 07	Compounded Annualised Returns (%)		
	1 year	3 years	Since Inception
HTSF - Growth	5.88	8.69	8.46
BSE 200	6.94	4.13	7.65

Past performance may or may not be sustained in the future. As per SEBI requirements for performance reporting, the 'since inception' returns are calculated on ₹ 10 invested at inception. Calculations are based on Growth NAVs.

Beta (1 month / daily)	0.7356
Sharpe Ratio# (1 month / daily)	-0.0085

#Risk Free rate assumed to be 8.41% - (reference: 10 year T-bill). BSE 200 has been used for calculation.

Recommended Investment Horizon

3 years & above

Statutory Details & Disclaimer

All returns have been sourced from MutualFundsIndia Explorer software unless otherwise stated. With regard to equity schemes (including the equity component of MIPs), Fund performance is calculated on a total return basis (i.e. it includes dividends re-invested) while the benchmark is calculated on a price return basis (i.e. it does not consider dividends reinvested). Investors may obtain Scheme Information Documents and Statement of Additional Information and Key Information Memorandums along with application forms from the office of HSBC Mutual Fund. **Statutory Details:** HSBC Mutual Fund has been set up as a trust by HSBC Securities and Capital Markets (India) Private Limited (liability restricted to the corpus of ₹ 1 lakh). The Sponsor / associates of the Sponsor/ Asset Management Company (AMC) are not responsible or liable for any loss or shortfall resulting from the operation of the Schemes. The Trustees of HSBC Mutual Fund have appointed HSBC Asset Management (India) Private Limited as the Investment Manager. **Risk Factors: All investments in mutual funds and securities are subject to market risks and the Net Asset Value (NAV) of the Scheme may go up or down depending on the factors and forces affecting the securities markets. There can be no assurance that the objectives of the Scheme will be achieved. Past performance of the Sponsor, AMC, Mutual Fund or any associates of the Sponsor/AMC does not indicate the future performance of the Scheme of the Mutual Fund. HSBC Tax Saver Equity Fund (HTSF) is the name of the Scheme and does not in any manner indicate the quality of the Scheme or its future prospects or returns. Please read the Scheme Information Document and Statement of Additional Information carefully before investing.**

Neither this document nor the units of HSBC Mutual Fund have been registered in any jurisdiction. The distribution of this document in certain jurisdictions may be restricted or totally prohibited and accordingly, persons who come into possession of this document are required to inform themselves about, and to observe, any such restrictions.

HSBC MUTUAL FUND CONTACT NUMBERS

▶ Ahmedabad	098983 77319	▶ Kochi	098954 77319
▶ Andhra Pradesh	098496 77319	▶ Kolkata	033 2213 9919
▶ Bangalore	080 4118 6519	▶ Lucknow	099367 97319
▶ Bihar	099313 97319	▶ Maharashtra / Goa	099600 77321
▶ Chandigarh	0172 500 8119	▶ MP / Chattisgarh	098934 77319
▶ Chennai	044 4200 8719	▶ Mumbai	022 6666 8819
▶ Coimbatore	098944 77319	▶ NCR	099107 97319
▶ Delhi	011 4149 0719	▶ Pune	020 2600 1119 /
▶ Hyderabad	040 6667 4719		020 2600 1121
▶ Indore	098934 77319	▶ Punjab	098769 37319
▶ Jaipur	099280 37319	▶ Uttar Pradesh	099350 97321
▶ Karnataka	099809 27319	▶ Vadodara	098983 77319
▶ Kerala	098954 77319		

For more information contact

▶ www.assetmanagement.hsbc.com/in ▶ sms INVEST to 56767 ▶ email at hsbcmf@hsbc.co.in

Issued by HSBC Asset Management (India) Private Limited



Fund Facts

Investment Objective

HPTF (an open-ended flexi-theme equity scheme) seeks to generate long term capital growth from an actively managed portfolio of equity and equity related securities by investing primarily in sectors, areas and themes that play an important role in, and/or benefit from India's progress, reform process and economic development.

Fund Information

NAV (₹ / Unit)	11.5191
Allotment Date	23 Feb, 2006
Average AUM (₹ in crores)	213.25
Benchmark Index	BSE 200
Min. Investment Amount (₹)	10,000
Fund Managers	Dhiraj Sachdev & Jitendra Sriram
Overseas Fund Manager	Niren Parekh
Exit Load (including SIP/STP)	1% - if redeemed/ switched out [^] within 1 year from date of investment; otherwise Nil

[^] No load in case of switches between equity schemes of HSBC Mutual Fund.

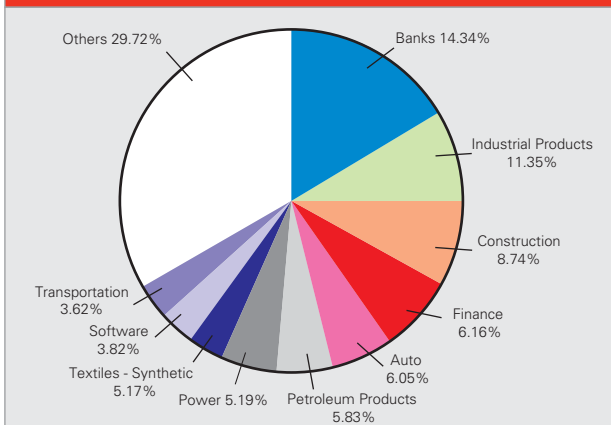
Investment Style

Positioning based on market capitalisation	Allocation to sectors/themes
Flexi-cap style. Invests in largecap, midcap and smallcap stocks	Flexi-theme with focus predominantly on one or more themes

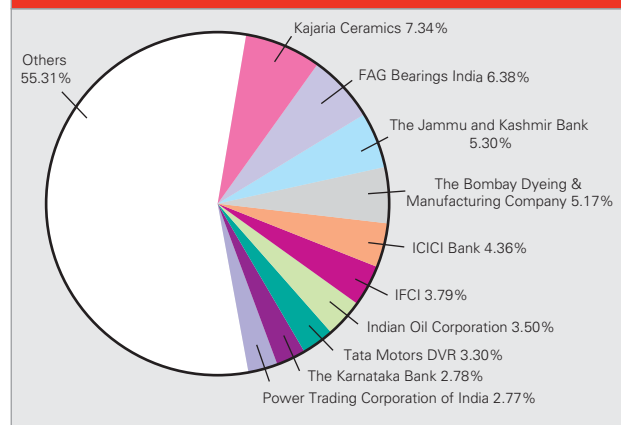
Asset Allocation (%)

Equity	Debt	Cash & Equivalent
85.37	7.56	7.08

Top 10 Sectors

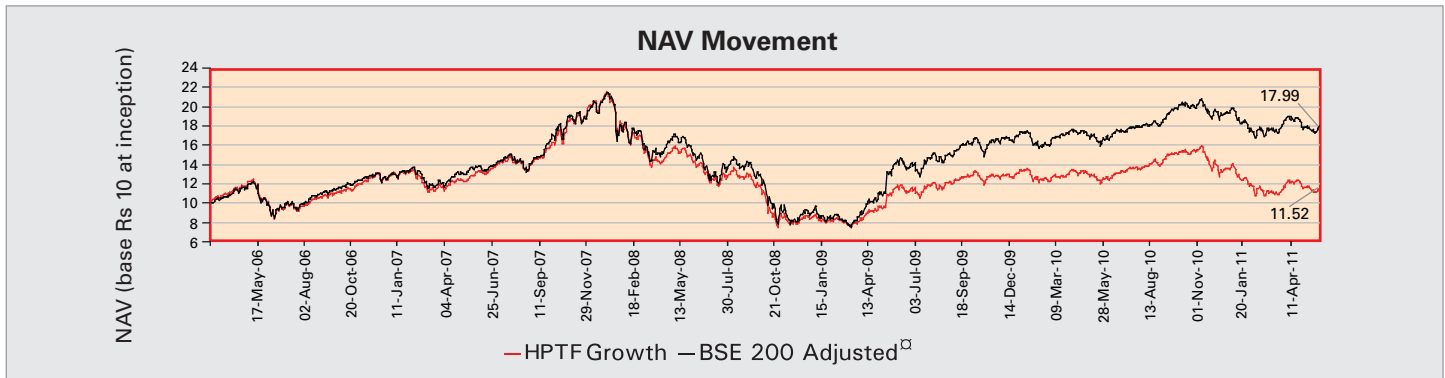


Top 10 Holdings



Concentration Analysis

Scheme Name	Top 5 Holdings (%)	Top 10 Holdings (%)	Top 15 Holdings (%)	Scrip with Highest Exposure
HPTF - Growth	28.55	44.69	57.72	Kajaria Ceramics Ltd. (7.34%)



[□] BSE 200 values have been adjusted to a base level of ₹10 at the inception date of HPTF.

Performance

Date of Inception 23 Feb 06	Compounded Annualised Returns (%)			
	1 year	3 years	5 years	Since Inception
HPTF - Growth	-9.00	-8.49	2.43	2.72
BSE 200	6.94	4.13	12.27	11.79

Past performance may or may not be sustained in the future. As per SEBI requirements for performance reporting, the 'since inception' returns are calculated on ₹ 10 invested at inception. Calculations are based on Growth NAVs.

Beta (1 month / daily) 0.8396
Sharpe Ratio# (1 month / daily) -0.0485

#Risk Free rate assumed to be 8.41% - (reference: 10 year T-bill). BSE 200 has been used for calculation.

Recommended Investment Horizon

3 years & above

Statutory Details & Disclaimer

All returns have been sourced from MutualFundsIndia Explorer software unless otherwise stated. With regard to equity schemes (including the equity component of MIPs), Fund performance is calculated on a total return basis (i.e. it includes dividends re-invested) while the benchmark is calculated on a price return basis (i.e. it does not consider dividends re-invested). Investors may obtain Scheme Information Documents and Statement of Additional Information and Key Information Memorandums along with application forms from the office of HSBC Mutual Fund. **Statutory Details:** HSBC Mutual Fund has been set up as a trust by HSBC Securities and Capital Markets (India) Private Limited (liability restricted to the corpus of ₹1 Lakh). The Sponsor / associates of the Sponsor/ Asset Management Company (AMC) are not responsible or liable for any loss or shortfall resulting from the operation of the Schemes. The Trustees of HSBC Mutual Fund have appointed HSBC Asset Management (India) Private Limited as the Investment Manager. **Risk Factors: All investments in mutual funds and securities are subject to market risks and the Net Asset Value (NAV) of the Scheme may go up or down depending on the factors and forces affecting the securities markets. There can be no assurance that the objectives of the Scheme will be achieved. Past performance of the Sponsor, AMC, Mutual Fund or any associates of the Sponsor/AMC does not indicate the future performance of the Scheme of the Mutual Fund. HSBC Progressive Themes Fund (HPTF) is the name of the Scheme and does not in any manner indicate the quality of the Scheme or its future prospects or returns. Please read the Scheme Information Document and Statement of Additional Information carefully before investing.**

Neither this document nor the units of HSBC Mutual Fund have been registered in any jurisdiction. The distribution of this document in certain jurisdictions may be restricted or totally prohibited and accordingly, persons who come into possession of this document are required to inform themselves about, and to observe, any such restrictions.

HSBC MUTUAL FUND CONTACT NUMBERS

▶ Ahmedabad	098983 77319	▶ Kochi	098954 77319
▶ Andhra Pradesh	098496 77319	▶ Kolkata	033 2213 9919
▶ Bangalore	080 4118 6519	▶ Lucknow	099367 97319
▶ Bihar	099313 97319	▶ Maharashtra / Goa	099600 77321
▶ Chandigarh	0172 500 8119	▶ MP / Chattisgarh	098934 77319
▶ Chennai	044 4200 8719	▶ Mumbai	022 6666 8819
▶ Coimbatore	098944 77319	▶ NCR	099107 97319
▶ Delhi	011 4149 0719	▶ Pune	020 2600 1119 /
▶ Hyderabad	040 6667 4719		020 2600 1121
▶ Indore	098934 77319	▶ Punjab	098769 37319
▶ Jaipur	099280 37319	▶ Uttar Pradesh	099350 97321
▶ Karnataka	099809 27319	▶ Vadodara	098983 77319
▶ Kerala	098954 77319		

For more information contact

▶ www.assetmanagement.hsbc.com/in ▶ sms INVEST to 56767 ▶ email at hsbcmf@hsbc.co.in

Issued by HSBC Asset Management (India) Private Limited



Fund Facts

Investment Objective

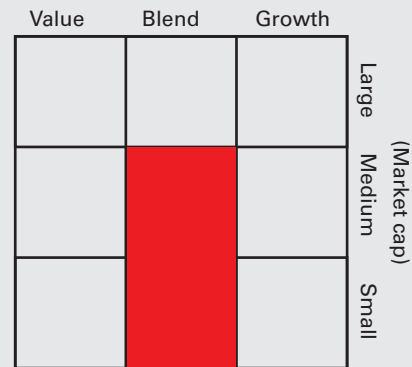
HMEF (an open-ended diversified equity scheme) seeks to generate long term capital growth from an actively managed portfolio of equity and equity related securities primarily being midcap stocks. However, it could move a portion of its assets towards fixed income securities if the fund manager becomes negative on the Indian equity markets.

Fund Information

NAV (₹ / Unit)	19.4681
Allotment Date	19 May, 2005
Average AUM (₹ in crores)	133.42
Benchmark Index	BSE Midcap
Min. Investment Amount (₹)	10,000
Fund Manager	Dhiraj Sachdev
Overseas Fund Manager	Niren Parekh
Exit Load (including SIP/STP)	1% - if redeemed/ switched out [^] within 1 year from date of investment; otherwise Nil

[^] No load in case of switches between equity schemes of HSBC Mutual Fund.

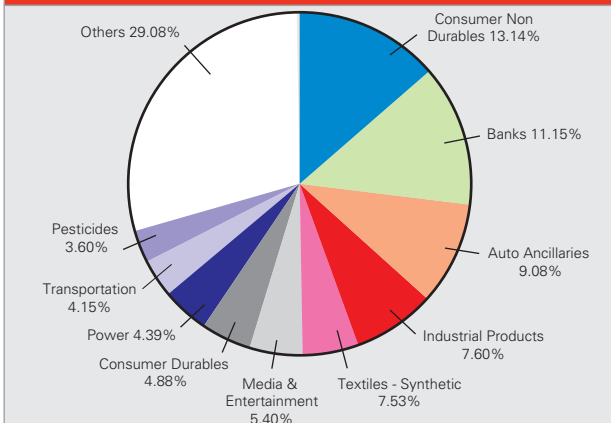
Investment Style



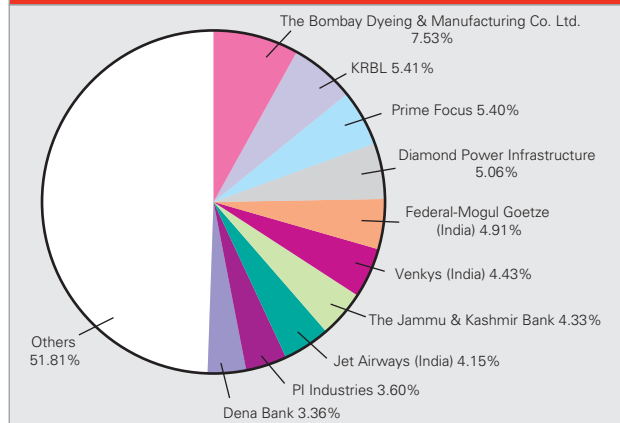
Asset Allocation (%)

Equity	Debt	Cash & Equivalent
82.48	2.40	15.12

Top 10 Sectors

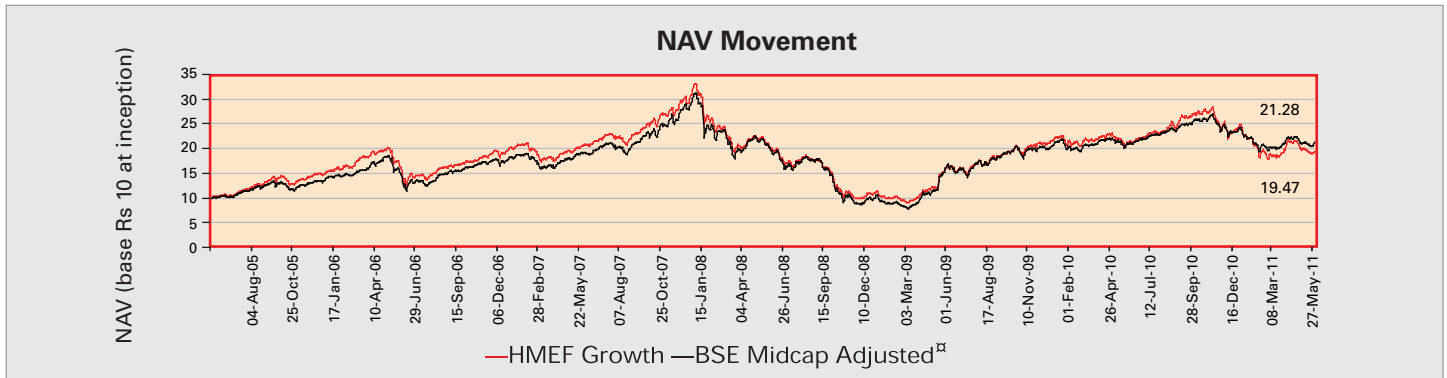


Top 10 Holdings



Concentration Analysis

Scheme Name	Top 5 Holdings (%)	Top 10 Holdings (%)	Top 15 Holdings (%)	Scrip with Highest Exposure
HMEF - Growth	28.32	48.19	63.06	Bombay Dyeing & Manufacturing Company Ltd. (7.53%)



[†] BSE Midcap values have been adjusted to a base level of ₹ 10 at the inception date of HMEF.

Performance

Date of Inception 19 May 05	Compounded Annualised Returns (%)			
	1 year	3 years	5 years	Since Inception
HMEF - Growth	-8.46	-2.73	2.83	11.67
BSE Midcap	1.10	0.73	6.46	13.33

Past performance may or may not be sustained in the future. As per SEBI requirements for performance reporting, the 'since inception' returns are calculated on ₹ 10 invested at inception. Calculations are based on Growth NAVs.

Beta (1 month / daily) 0.9184
Sharpe Ratio# (1 month / daily) -0.0286

#Risk Free rate assumed to be 8.41% - (reference: 10 year T-bill). BSE 200 has been used for calculation.

Recommended Investment Horizon

3 years & above

Statutory Details & Disclaimer

All returns have been sourced from MutualFundsIndia Explorer software unless otherwise stated. With regard to equity schemes (including the equity component of MIPs), Fund performance is calculated on a total return basis (i.e. it includes dividends re-invested) while the benchmark is calculated on a price return basis (i.e. it does not consider dividends reinvested). Investors may obtain Scheme Information Documents and Statement of Additional Information and Key Information Memorandums along with application forms from the office of HSBC Mutual Fund. **Statutory Details:** HSBC Mutual Fund has been set up as a trust by HSBC Securities and Capital Markets (India) Private Limited (liability restricted to the corpus of ₹1 Lakh). The Sponsor / associates of the Sponsor/ Asset Management Company (AMC) are not responsible or liable for any loss or shortfall resulting from the operation of the Schemes. The Trustees of HSBC Mutual Fund have appointed HSBC Asset Management (India) Private Limited as the Investment Manager. **Risk Factors: All investments in mutual funds and securities are subject to market risks and the Net Asset Value (NAV) of the Scheme may go up or down depending on the factors and forces affecting the securities markets. There can be no assurance that the objectives of the Scheme will be achieved. Past performance of the Sponsor, AMC, Mutual Fund or any associates of the Sponsor/AMC does not indicate the future performance of the Scheme of the Mutual Fund. HSBC Midcap Equity Fund (HMEF) is the name of the Scheme and does not in any manner indicate the quality of the Scheme or its future prospects or returns. Please read the Scheme Information Document and Statement of Additional Information carefully before investing.**

Neither this document nor the units of HSBC Mutual Fund have been registered in any jurisdiction. The distribution of this document in certain jurisdictions may be restricted or totally prohibited and accordingly, persons who come into possession of this document are required to inform themselves about, and to observe, any such restrictions.

HSBC MUTUAL FUND CONTACT NUMBERS

▶ Ahmedabad	098983 77319	▶ Kochi	098954 77319
▶ Andhra Pradesh	098496 77319	▶ Kolkata	033 2213 9919
▶ Bangalore	080 4118 6519	▶ Lucknow	099367 97319
▶ Bihar	099313 97319	▶ Maharashtra / Goa	099600 77321
▶ Chandigarh	0172 500 8119	▶ MP / Chattisgarh	098934 77319
▶ Chennai	044 4200 8719	▶ Mumbai	022 6666 8819
▶ Coimbatore	098944 77319	▶ NCR	099107 97319
▶ Delhi	011 4149 0719	▶ Pune	020 2600 1119 /
▶ Hyderabad	040 6667 4719		020 2600 1121
▶ Indore	098934 77319	▶ Punjab	098769 37319
▶ Jaipur	099280 37319	▶ Uttar Pradesh	099350 97321
▶ Karnataka	099809 27319	▶ Vadodara	098983 77319
▶ Kerala	098954 77319		

For more information contact

▶ www.assetmanagement.hsbc.com/in ▶ sms INVEST to 56767 ▶ email at hsbcmf@hsbc.co.in

Issued by HSBC Asset Management (India) Private Limited



Fund Facts

Investment Objective

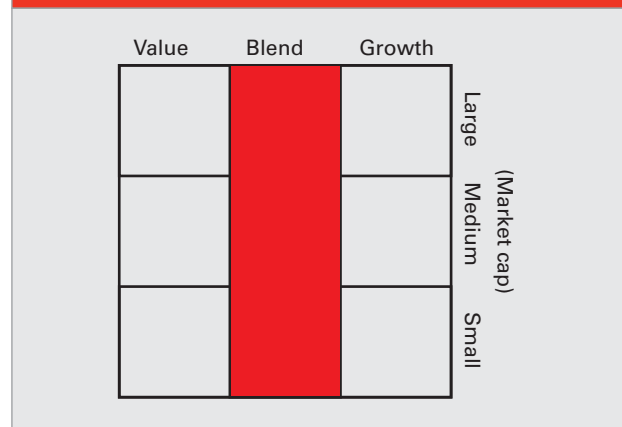
HIOF (an open-ended flexi-cap equity scheme) seeks long term capital growth through investments across all market capitalisations, including small, mid and large cap stocks. It aims to be predominantly invested in equity & equity related securities. However it could move a significant portion of its assets towards fixed income securities if the fund manager becomes negative on equity markets.

Fund Information

NAV (₹ / Unit)	34.7378
Allotment Date	24 Feb, 2004
Average AUM (₹ in crores)	178.73
Benchmark Index	BSE 500
Min. Investment Amount (₹)	10,000
Fund Manager	Jitendra Sriram
Overseas Fund Manager	Niren Parekh
Exit Load (including SIP/STP)	1% - if redeemed/ switched out [^] within 1 year from date of investment; otherwise Nil

[^] No load in case of switches between equity schemes of HSBC Mutual Fund.

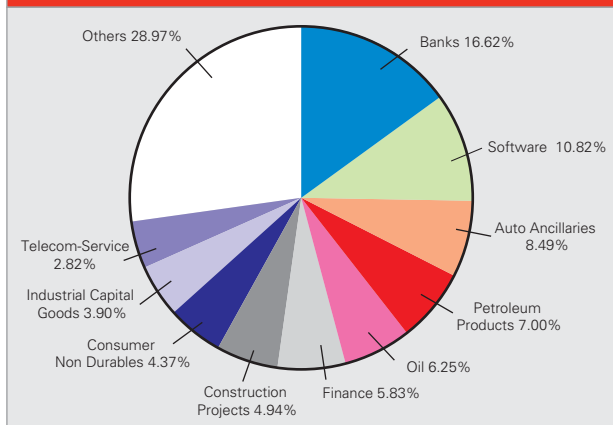
Investment Style



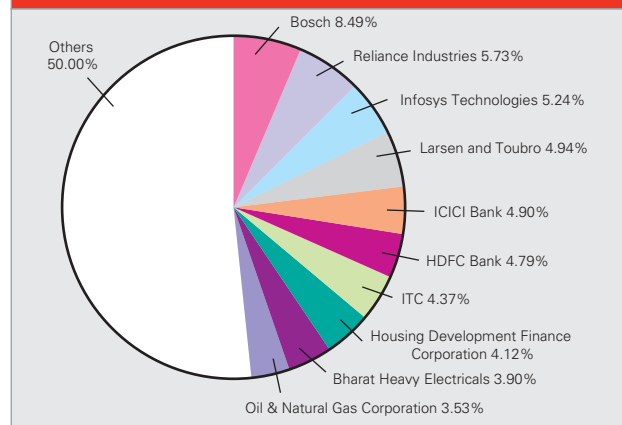
Asset Allocation (%)

Equity	Debt	Cash & Equivalent
87.02	7.25	5.73

Top 10 Sectors

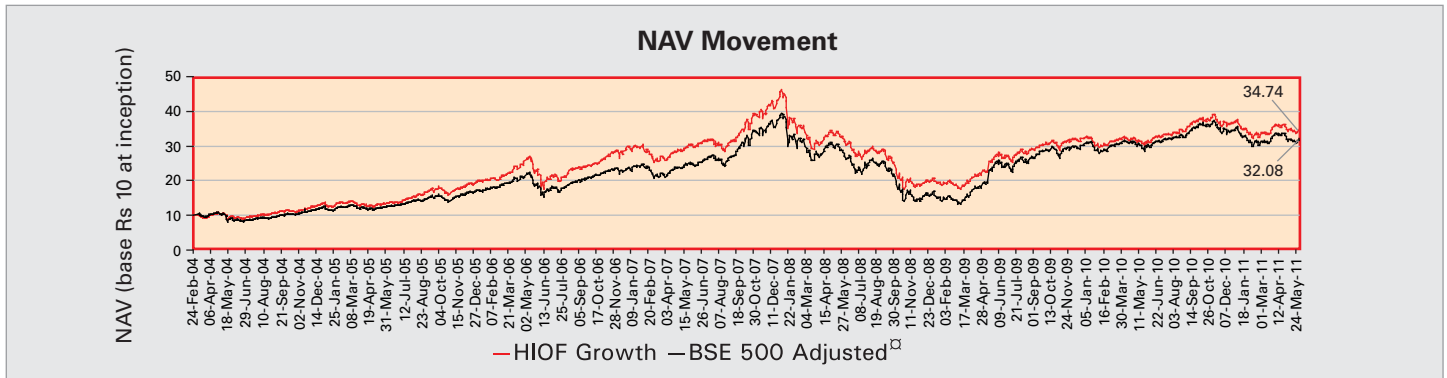


Top 10 Holdings



Concentration Analysis

Scheme Name	Top 5 Holdings (%)	Top 10 Holdings (%)	Top 15 Holdings (%)	Scrip with Highest Exposure
HIOF - Growth	29.30	50.00	65.95	Bosch Ltd. (8.49%)



^a BSE 500 values have been adjusted to a base level of ₹ 10 at the inception date of HIOF.

Performance

Date of Inception 24 Feb 04	Compounded Annualised Returns (%)			
	1 year	3 years	5 years	Since Inception
HIOF - Growth	10.77	1.89	9.01	18.69
BSE 500	6.66	3.76	11.70	17.40

Past performance may or may not be sustained in the future. As per SEBI requirements for performance reporting, the 'since inception' returns are calculated on ₹ 10 invested at inception. Calculations are based on Growth NAVs.

Beta (1 month / daily)	0.7500
Sharpe Ratio# (1 month / daily)	-0.0263

#Risk Free rate assumed to be 8.41% - (reference: 10 year T-bill). BSE 200 has been used for calculation.

Recommended Investment Horizon

3 years & above

Statutory Details & Disclaimer

All returns have been sourced from MutualFundsIndia Explorer software unless otherwise stated. With regard to equity schemes (including the equity component of MIPs), Fund performance is calculated on a total return basis (i.e. it includes dividends re-invested) while the benchmark is calculated on a price return basis (i.e. it does not consider dividends reinvested). Investors may obtain Scheme Information Documents and Statement of Additional Information and Key Information Memorandums along with application forms from the office of HSBC Mutual Fund. **Statutory Details:** HSBC Mutual Fund has been set up as a trust by HSBC Securities and Capital Markets (India) Private Limited (liability restricted to the corpus of ₹1 Lakh). The Sponsor / associates of the Sponsor/ Asset Management Company (AMC) are not responsible or liable for any loss or shortfall resulting from the operation of the Schemes. The Trustees of HSBC Mutual Fund have appointed HSBC Asset Management (India) Private Limited as the Investment Manager. **Risk Factors: All investments in mutual funds and securities are subject to market risks and the Net Asset Value (NAV) of the Scheme may go up or down depending on the factors and forces affecting the securities markets. There can be no assurance that the objectives of the Scheme will be achieved. Past performance of the Sponsor, AMC, Mutual Fund or any associates of the Sponsor/AMC does not indicate the future performance of the Scheme of the Mutual Fund. HSBC India Opportunities Fund (HIOF) is the name of the Scheme and does not in any manner indicate the quality of the Scheme or its future prospects or returns. Please read the Scheme Information Document and Statement of Additional Information carefully before investing.**

Neither this document nor the units of HSBC Mutual Fund have been registered in any jurisdiction. The distribution of this document in certain jurisdictions may be restricted or totally prohibited and accordingly, persons who come into possession of this document are required to inform themselves about, and to observe, any such restrictions.

HSBC MUTUAL FUND CONTACT NUMBERS

▶ Ahmedabad	098983 77319	▶ Kochi	098954 77319
▶ Andhra Pradesh	098496 77319	▶ Kolkata	033 2213 9919
▶ Bangalore	080 4118 6519	▶ Lucknow	099367 97319
▶ Bihar	099313 97319	▶ Maharashtra / Goa	099600 77321
▶ Chandigarh	0172 500 8119	▶ MP / Chattisgarh	098934 77319
▶ Chennai	044 4200 8719	▶ Mumbai	022 6666 8819
▶ Coimbatore	098944 77319	▶ NCR	099107 97319
▶ Delhi	011 4149 0719	▶ Pune	020 2600 1119 /
▶ Hyderabad	040 6667 4719		020 2600 1121
▶ Indore	098934 77319	▶ Punjab	098769 37319
▶ Jaipur	099280 37319	▶ Uttar Pradesh	099350 97321
▶ Karnataka	099809 27319	▶ Vadodara	098983 77319
▶ Kerala	098954 77319		

For more information contact

▶ www.assetmanagement.hsbc.com/in ▶ sms INVEST to 56767 ▶ email at hsbcmf@hsbc.co.in

Issued by HSBC Asset Management (India) Private Limited



Fund Facts

Investment Objective

HEF (an open-ended diversified equity scheme) aims to generate long term capital growth from an actively managed portfolio of equity and equity related securities.

Fund Information

NAV (₹ / Unit)	102.0522
Allotment Date	10 Dec, 2002
Average AUM (₹ in crores)	902.89
Benchmark Index	BSE 200
Min. Investment Amount (₹)	10,000
Fund Manager	Jitendra Sriram
Overseas Fund Manager	Niren Parekh
Exit Load (including SIP/STP)	1% - if redeemed/ switched out [^] within 1 year from date of investment; otherwise Nil

[^] No load in case of switches between equity schemes of HSBC Mutual Fund.

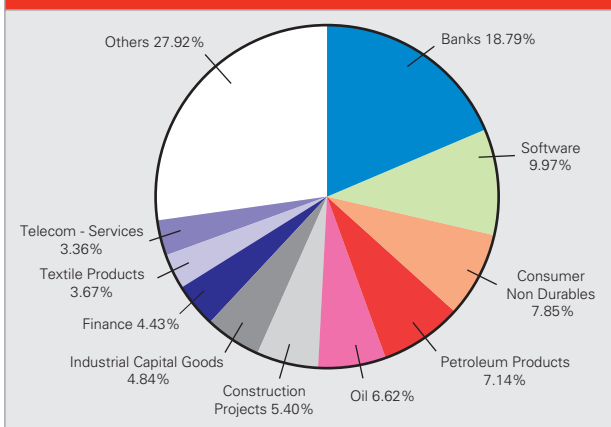
Investment Style



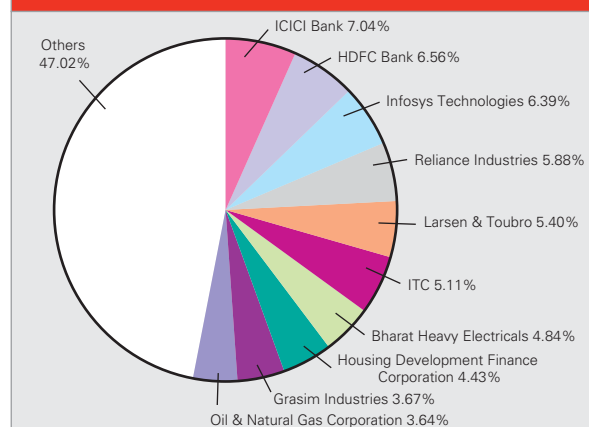
Asset Allocation (%)

Equity	Debt	Cash & Equivalent
91.55	4.76	3.68

Top 10 Sectors

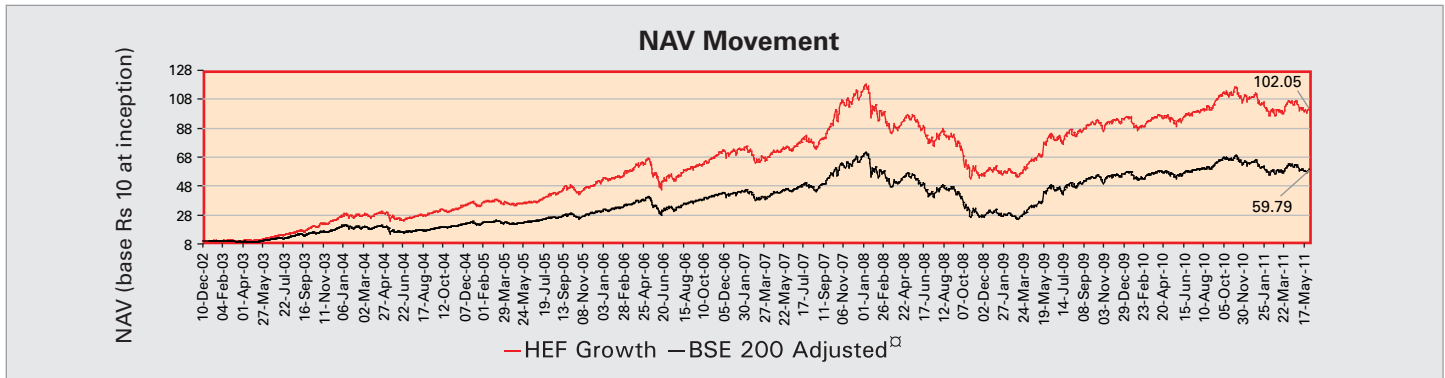


Top 10 Holdings



Concentration Analysis

Scheme Name	Top 5 Holdings (%)	Top 10 Holdings (%)	Top 15 Holdings (%)	Scrip with Highest Exposure
HEF - Growth	31.28	52.98	69.64	ICICI Bank Ltd. (7.04%)



^a BSE 200 values have been adjusted to a base level of ₹ 10 at the inception date of HEF.

Performance

Date of Inception 10 Dec 02	Compounded Annualised Returns (%)			
	1 year	3 years	5 years	Since Inception
HEF - Growth	8.65	2.91	12.90	31.53
BSE 200	6.94	4.13	12.27	23.49

Past performance may or may not be sustained in the future. As per SEBI requirements for performance reporting, the 'since inception' returns are calculated on ₹ 10 invested at inception. Calculations are based on Growth NAVs.

Beta (1 month / daily) 0.7653
Sharpe Ratio# (1 month / daily) -0.0254

#Risk Free rate assumed to be 8.41% - (reference: 10 year T-bill). BSE 200 has been used for calculation.

Recommended Investment Horizon

3 years & above

Statutory Details & Disclaimer

All returns have been sourced from MutualFundsIndia Explorer software unless otherwise stated. With regard to equity schemes (including the equity component of MIPs), Fund performance is calculated on a total return basis (i.e. it includes dividends re-invested) while the benchmark is calculated on a price return basis (i.e. it does not consider dividends re-invested). Investors may obtain Scheme Information Documents and Statement of Additional Information and Key Information Memorandums along with application forms from the office of HSBC Mutual Fund. **Statutory Details:** HSBC Mutual Fund has been set up as a trust by HSBC Securities and Capital Markets (India) Private Limited (liability restricted to the corpus of ₹1 Lakh). The Sponsor / associates of the Sponsor/ Asset Management Company (AMC) are not responsible or liable for any loss or shortfall resulting from the operation of the Schemes. The Trustees of HSBC Mutual Fund have appointed HSBC Asset Management (India) Private Limited as the Investment Manager. **Risk Factors: All investments in mutual funds and securities are subject to market risks and the Net Asset Value (NAV) of the Scheme may go up or down depending on the factors and forces affecting the securities markets. There can be no assurance that the objectives of the Scheme will be achieved. Past performance of the Sponsor, AMC, Mutual Fund or any associates of the Sponsor/AMC does not indicate the future performance of the Scheme of the Mutual Fund. HSBC Equity Fund (HEF) is the name of the Scheme and does not in any manner indicate the quality of the Scheme or its future prospects or returns. Please read the Scheme Information Document and Statement of Additional Information carefully before investing.**

Neither this document nor the units of HSBC Mutual Fund have been registered in any jurisdiction. The distribution of this document in certain jurisdictions may be restricted or totally prohibited and accordingly, persons who come into possession of this document are required to inform themselves about, and to observe, any such restrictions.

HSBC MUTUAL FUND CONTACT NUMBERS

▶ Ahmedabad	098983 77319	▶ Kochi	098954 77319
▶ Andhra Pradesh	098496 77319	▶ Kolkata	033 2213 9919
▶ Bangalore	080 4118 6519	▶ Lucknow	099367 97319
▶ Bihar	099313 97319	▶ Maharashtra / Goa	099600 77321
▶ Chandigarh	0172 500 8119	▶ MP / Chattisgarh	098934 77319
▶ Chennai	044 4200 8719	▶ Mumbai	022 6666 8819
▶ Coimbatore	098944 77319	▶ NCR	099107 97319
▶ Delhi	011 4149 0719	▶ Pune	020 2600 1119 /
▶ Hyderabad	040 6667 4719		020 2600 1121
▶ Indore	098934 77319	▶ Punjab	098769 37319
▶ Jaipur	099280 37319	▶ Uttar Pradesh	099350 97321
▶ Karnataka	099809 27319	▶ Vadodra	098983 77319
▶ Kerala	098954 77319		

For more information contact

▶ www.assetmanagement.hsbc.com/in ▶ sms INVEST to 56767 ▶ email at hsbcmf@hsbc.co.in

Issued by HSBC Asset Management (India) Private Limited



Fund Facts

Investment Objective

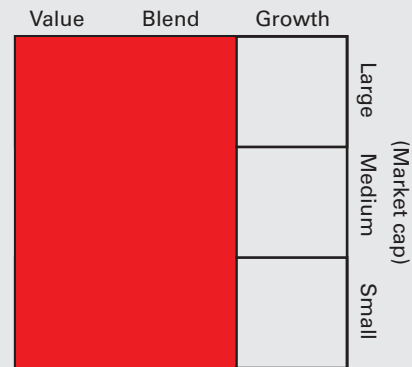
HUOF (an open-ended equity scheme) aims to provide long-term capital growth from a diversified portfolio of equity and equity related instruments. The focus would be to invest in stocks of companies facing "out-of-ordinary" conditions.

Fund Information

NAV (₹ / Unit)	10.7397
Allotment Date	21 Mar, 2007
Average AUM (₹ in crores)	87.84
Benchmark Index	BSE 200
Min. Investment Amount (₹)	10,000
Fund Manager	Jitendra Sriram
Overseas Fund Manager	Niren Parekh
Exit Load (including SIP/STP)	1% - if redeemed/ switched out [^] within 1 year from date of investment; otherwise Nil

[^] No load in case of switches between equity schemes of HSBC Mutual Fund.

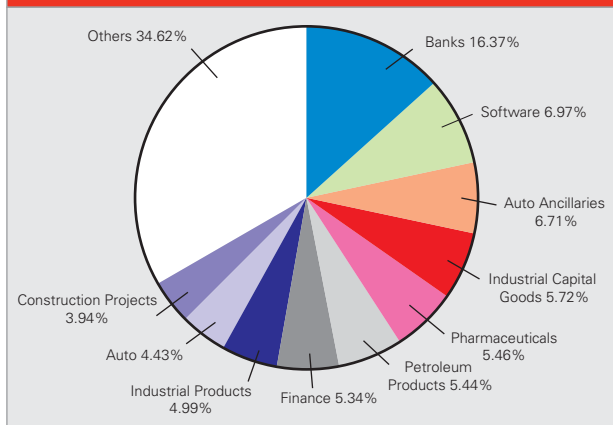
Investment Style



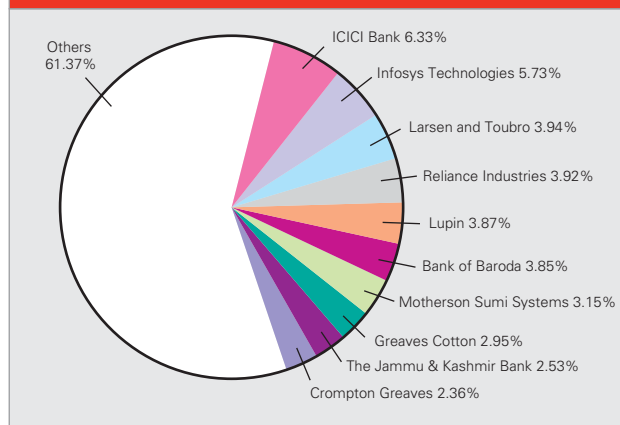
Asset Allocation (%)

Equity	Debt	Cash & Equivalent
83.79	10.29	5.92

Top 10 Sectors

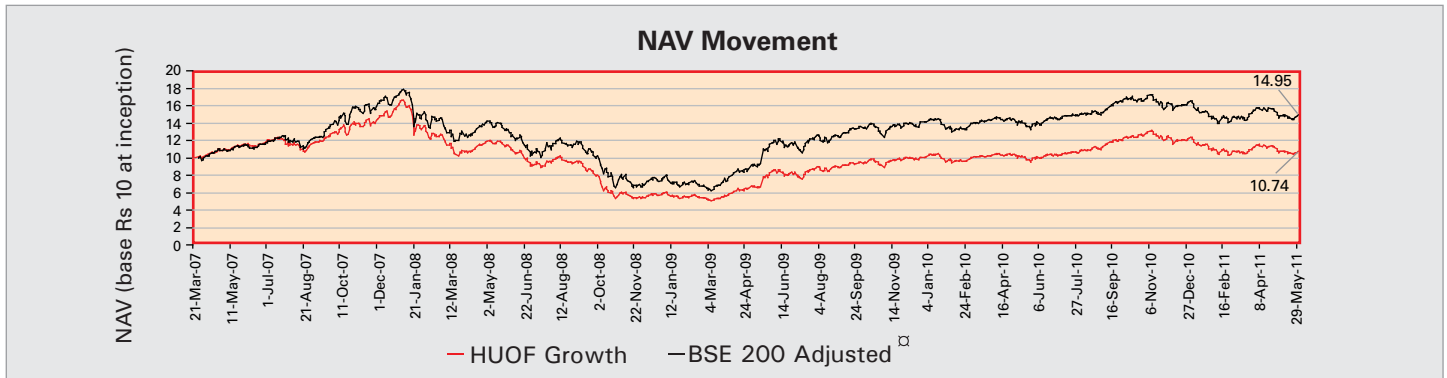


Top 10 Holdings



Concentration Analysis

Scheme Name	Top 5 Holdings (%)	Top 10 Holdings (%)	Top 15 Holdings (%)	Scrip with Highest Exposure
HUOF - Growth	23.79	38.63	49.75	ICICI Bank Ltd. (6.33%)



^a BSE 200 values have been adjusted to a base level of ₹ 10 at the inception date of HUOF.

Performance

Date of Inception 21 Mar 07	Compounded Annualised Returns (%)		
	1 year	3 years	Since Inception
HUOF - Growth	7.22	-2.24	1.71
BSE 200	6.94	4.13	10.06

Past performance may or may not be sustained in the future. As per SEBI requirements for performance reporting, the 'since inception' returns are calculated on ₹ 10 invested at inception. Calculations are based on Growth NAVs.

Beta (1 month / daily)	0.7329
Sharpe Ratio# (1 month / daily)	-0.0333

#Risk Free rate assumed to be 8.41% - (reference: 10 year T-bill). BSE 200 has been used for calculation.

Recommended Investment Horizon

3 years & above

Statutory Details & Disclaimer

All returns have been sourced from MutualFundsIndia Explorer software unless otherwise stated. With regard to equity schemes (including the equity component of MIPs), Fund performance is calculated on a total return basis (i.e. it includes dividends re-invested) while the benchmark is calculated on a price return basis (i.e. it does not consider dividends reinvested). Investors may obtain Scheme Information Documents and Statement of Additional Information and Key Information Memorandums along with application forms from the office of HSBC Mutual Fund. **Statutory Details:** HSBC Mutual Fund has been set up as a trust by HSBC Securities and Capital Markets (India) Private Limited (liability restricted to the corpus of ₹ 1 lakh). The Sponsor/associates of the Sponsor/Asset Management Company (AMC) are not responsible or liable for any loss or shortfall resulting from the operation of the Schemes. The Trustees of HSBC Mutual Fund have appointed HSBC Asset Management (India) Private Limited as the Investment Manager. **Risk Factors: All investments in mutual funds and securities are subject to market risks and the Net Asset Value (NAV) of the Scheme may go up or down depending on the factors and forces affecting the securities markets. There can be no assurance that the objectives of the Scheme will be achieved. Past performance of the Sponsor, AMC, Mutual Fund or any associates of the Sponsor/AMC does not indicate the future performance of the Scheme of the Mutual Fund. HSBC Unique Opportunities Fund (HUOF) is the name of the Scheme and does not in any manner indicate the quality of the Scheme or its future prospects or returns. Please read the Scheme Information Document and Statement of Additional Information carefully before investing.**

Neither this document nor the units of HSBC Mutual Fund have been registered in any jurisdiction. The distribution of this document in certain jurisdictions may be restricted or totally prohibited and accordingly, persons who come into possession of this document are required to inform themselves about, and to observe, any such restrictions.

HSBC MUTUAL FUND CONTACT NUMBERS

▶ Ahmedabad	098983 77319	▶ Kochi	098954 77319
▶ Andhra Pradesh	098496 77319	▶ Kolkata	033 2213 9919
▶ Bangalore	080 4118 6519	▶ Lucknow	099367 97319
▶ Bihar	099313 97319	▶ Maharashtra / Goa	099600 77321
▶ Chandigarh	0172 500 8119	▶ MP / Chattisgarh	098934 77319
▶ Chennai	044 4200 8719	▶ Mumbai	022 6666 8819
▶ Coimbatore	098944 77319	▶ NCR	099107 97319
▶ Delhi	011 4149 0719	▶ Pune	020 2600 1119 /
▶ Hyderabad	040 6667 4719		020 2600 1121
▶ Indore	098934 77319	▶ Punjab	098769 37319
▶ Jaipur	099280 37319	▶ Uttar Pradesh	099350 97321
▶ Karnataka	099809 27319	▶ Vadodara	098983 77319
▶ Kerala	098954 77319		

For more information contact

▶ www.assetmanagement.hsbc.com/in ▶ sms INVEST to 56767 ▶ email at hsbcmf@hsbc.co.in

Issued by HSBC Asset Management (India) Private Limited